



Euro Profile Mortice Locks

Euro Profile Mortice Locks

Defender Mortice Locks

Features and Specifications

- Mortice lock for residential applications
- Heavy duty steel case mortice lockset with latch and throw-bolt, optional roller latch and throw-bolt configurations is available for use with pull handles
- Exceeds the security and durability requirements of Australian Door Lock Standard AS4145.2 –1993
- Anti-drill plates
- Easily reversible latch
- Strong lever return spring mechanism
- Cut resistant deadbolt
- Includes cylinder retaining screw
- Use with 8mm square lever spindle
- Single handed entry (key retraction of bolt)
- Suitable for 32–40mm thick doors
- 58.5mm backset
- Can be keyed alike to other Lockwood door and window locks for one key convenience
- Ideal for use with a range of Lockwood door furniture, refer to section 3



Standard Finishes

Satin Stainless steel.

Gold conversion kit available.

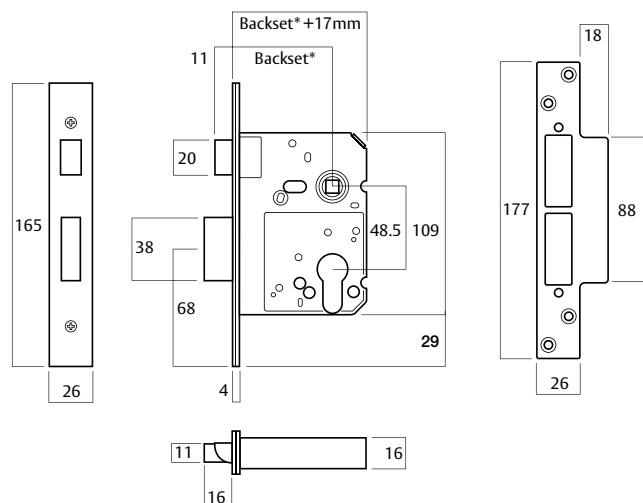
Keying

Use with Euro profile fixed cam cylinder.

Accessories

Defender rebate kit – stainless steel and gold.

Gold conversion kit (contains gold strike, face plate and screws).



Ordering – Trade Pack

Product	Finish	Part Number
Mortice Deadlock (Latch)	Satin Stainless Steel	735/5/SSS
Mortice Deadlock (Roller)	Satin Stainless Steel	736/5/SSS
Conversion Kit	Gold	735/ACCGLD

Lockset is supplied with no cylinder. Display pack not available.

Euro Profile Mortice Locks

Rebate Kits – Defender Mortice Locks



ASSA ABLOY

Application/Description

Used for double timber doors opening inward or outward. Not suitable for roller latch version.

Features and Specifications

- 6 point screw fixing
- Box strike with provision for concealed crossgrain door frame
- Strengthening screws
- Use with 13mm rebated doors

Finishes

Gold	GLD
Satin Stainless Steel	SSS

Ordering – Display Pack

Finish	Display Pack
Gold	735RKGLDDP
Satin Stainless Steel	735RKSSSDP

Trade Pack not available.



Euro Profile Mortice Locks

Optimum Mortice Locks

The Lockwood Optimum Mortice Lock is easy to install and has field selectable handing. There are different models available for sliding, hinged and bi-fold residential aluminium and timber door applications.

Features and Specifications

- Easily reversible bevelled latch bolt enables field selectable handing
- Durable mechanism and stainless steel faceplate
- Meets requirements of Australian Door Lock Standard AS4145.2 – 2008
- Level D7 and S6 depending on the security of the cylinder used
- Use with 85mm pitch furniture
- Accepts either 8mm or 7.6mm spindle
- Latch can be deadlocked by key
- 2 locking bolt options (13mm and 24mm throw)
- Latch only version is also available
- 2 backsets available – 30mm and 40mm
- Lock Status Indication* available when used with Palladium Xtra furniture

Lock Status Indicators

Passage Mode

Passage mode gives convenient access from inside and outside without the need for a key.

Safety Mode

Safety mode is activated and deactivated by operating the snib lever from inside and requires the key to unlock from outside.

Secure Mode

Handles locked securely from both inside and outside and requires key to unlock from either side.

Keying

Compatible with 5 pin or 6 pin fixed cam Euro profile cylinders.

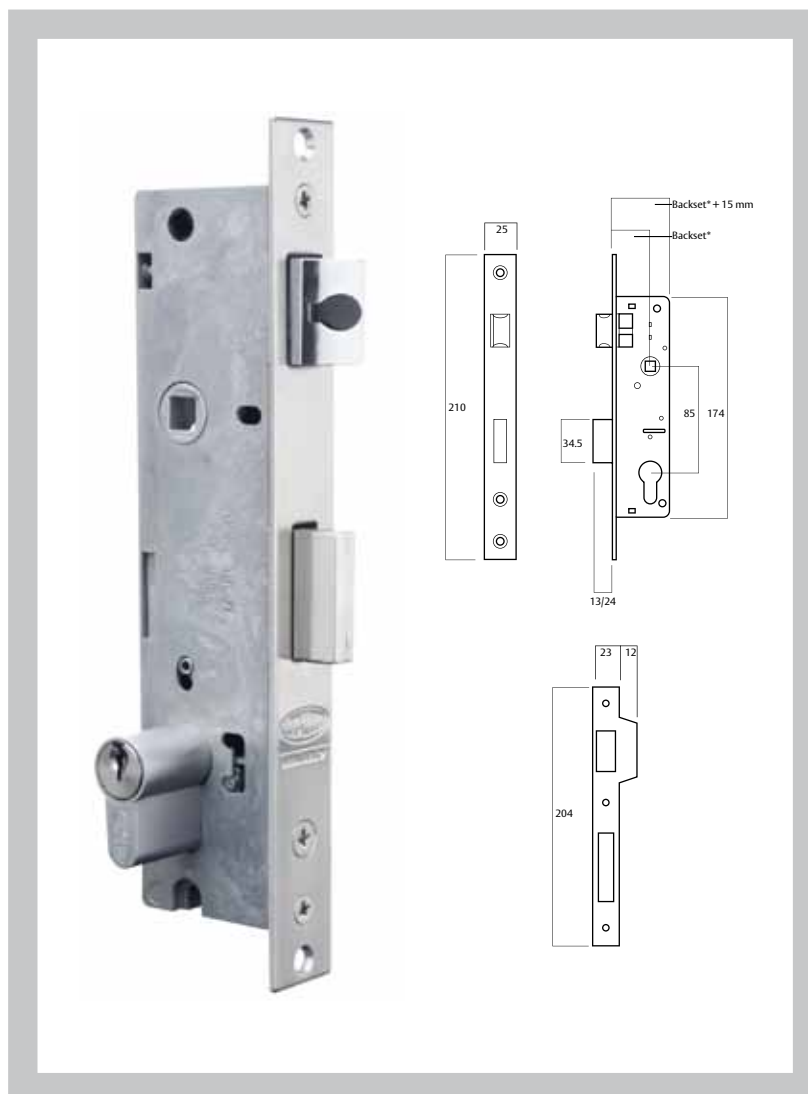
Standard Finishes

Brushed stainless steel faceplate supplied

Furniture Options

The Optimum range of mortice locks is compatible with a range of lever on long plate furniture including: Palladium and Palladium Xtra.

* Only available with Palladium Xtra furniture, lockset operates in three modes.



Ordering – Trade Pack

Description	Part Number
Optimum 1PT Sliding 30mm B/S	OP30/1SDN/SS
Optimum 1PT Hinged 30mm B/S	OP30/1LAN/SS
Optimum 2PT Hinged 24mm Bolt 30mm B/S	OP30/2PTL/SS
Optimum 2PT Hinged 13mm Bolt 30mm B/S	OP30/2PTS/SS
Optimum 4PT Hinged Shoot Bolt - 24mm Bolt 30mm B/S	OP30/4SBL/SS
Optimum 4PT Hinged Shoot Bolt - 13mm Bolt 30mm B/S	OP30/4SBS/SS
Optimum 4PT Hinged Shoot Bolt - 13mm Bolt 40mm B/S	OP40/4SBS/SS
Optimum 4PT Hinged Remote - 24mm Bolt 30mm B/S	OP30/4RML/SS
Optimum 4PT Hinged Remote - 13mm Bolt 30mm B/S	OP30/4RMS/SS

Euro Profile Mortice Locks

Cylinder – Euro Profile Fixed Cam

Application/Description

Cylinder to suit Lockwood Defender Mortice Lockset.

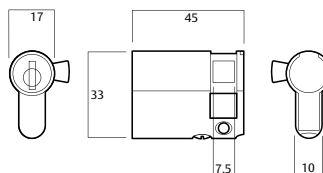
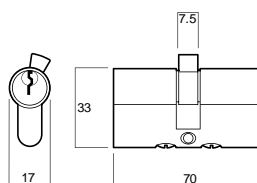
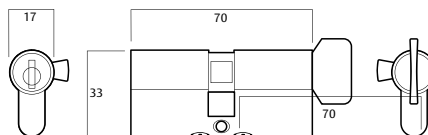
Features and Specifications

- Available in two popular finishes
- 6 pin, C4 key profile, fixed cam cylinders, designed to suit a range of applications
- Solid brass/zinc diecast construction
- Meets requirements of Australian Door Lock Standard AS4145.2 – 1993 Level K3

Finishes

Gold GLD
 Chrome Plate CP

Non standard finishes are unavailable.



Cylinder Ordering Procedures – Trade Pack

Available in Trade Only.

Double Cylinder - Fixed Cam

Gold	9555-102PBP
Chrome Plate	9555-102CP

Cylinder and Turnknob - Fixed Cam

Chrome Plate	9555-202CP
--------------	------------

Single Cylinder - Fixed Cam

Chrome Plate	9555-502CP
--------------	------------

ASSA ABLOY is the global leader in door opening solutions, dedicated to satisfying end-user needs for security, safety and convenience



Lockwood is the leading brand in the Australian locking industry. With an established reputation for high quality products, this iconic brand provides a wide range of locking solutions to residential housing, commercial building and industrial application markets. Lockwood is supported by an extensive distribution and after-sales support network. Our customers include retailers, architects, trade and industrial personnel, locksmiths and security dealers.

ASSA ABLOY

ASSA ABLOY is the global leader in door opening solutions, dedicated to satisfying end-user needs for security, safety and convenience.

ASSA ABLOY is represented in all major regions, in both mature and emerging markets, with leading positions in Australia, Europe and North America.

As the world's leading lock group, ASSA ABLOY offers a more complete product range of door opening solutions than any other company in the market.

Australia
1300 LOCK UP (1300 562 587)
lockweb.com.au

New Zealand
+64 9415 7111
assaabloy.co.nz

ASSA ABLOY Australia Pty Ltd
235 Huntingdale Road
Oakleigh, Victoria, 3166
Australia

info.au@assaabloy.com
assaabloy.com.au

ASSA ABLOY New Zealand Ltd
6 Armstrong Road
Albany, North Shore City, 0632
New Zealand

info.nz@assaabloy.com
assaabloy.co.nz

